

*Leadership and Statistics*



Board of Trustees  
Comparative Statistics  
Auxiliary  
Management




**Board of Trustees** ( As of September 30, 2000 )


Betty Hollander *(not shown)*



Richard G. Bell  
*Chair*



Marcial Cuevas



John L. Lahey



Walter H. Monteith, Jr.



Patricia B. Sweet



Marna P. Borgstrom  
*Executive Vice President & COO*



Richard L. Edelson, M.D.



Marvin K. Lender  
*Vice Chair*



J. Richard Munro



James A. Thomas



Bishop Theodore L. Brooks



Robert A. Haversat  
*Secretary*



Richard C. Levin




Bernard A. Pellegrino, Sr.




Nathaniel D. Woodson



Jonathan Bush



Peter N. Herbert, M.D.  
*Chief of Staff*



Linda Koch Lorimer



Sharon Shields




Henry K. Yaggi, III



Joseph R. Crespo  
*Treasurer*




David A. Kessler, M.D.



Julia M. McNamara  
*Vice Chair*



Elsa L. Stone, M.D.



Joseph A. Zaccagnino  
*President and CEO*

## Comparative Statistics

### Balance Sheet General Fund

| YEAR ENDED SEPTEMBER 30, 2000 (\$000 OMITTED)                 | 2000              | 1999              |
|---|-------------------|-------------------|
| <b>Assets</b>   |                   |                   |
| Current Assets  |                   |                   |
| Cash  | \$ 13,145         | \$ 15,829         |
| Marketable Securities   | 133,733           | 136,570           |
| Accounts Receivable (Net)                                     | 109,316           | 96,899            |
| All Other Current Assets                                      | 40,560            | 35,234            |
| <b>Total Current Assets</b>                                   | <b>296,754</b>    | <b>284,532</b>    |
| Property, Plant and Equipment (Net)                           | 225,861           | 233,643           |
| Construction in Progress                                      | 12,768            | 4,378             |
| Board Designated Funds for Plant<br>Improvement and Expansion | 67,609            | 74,768            |
| Other Assets  | 19,791            | 20,106            |
| <b>Total Assets</b>   | <b>\$ 622,783</b> | <b>\$ 617,427</b> |
| <b>Liabilities and Fund Balance</b>                           |                   |                   |
| Current Liabilities   |                   |                   |
| Accounts Payable  | 29,538            | 31,036            |
| Accrued Expenses  | 64,755            | 66,798            |
| Due to Third Parties  | 20,835            | 22,013            |
| Due to Restricted Funds                                       | 1,480             | 1,503             |
| Current Portion of Long Term Debt                             | 3,790             | 3,650             |
| <b>Total Current Liabilities</b>                              | <b>120,398</b>    | <b>125,000</b>    |
| Long-Term Debt, Less Current Portion                          | 133,075           | 137,100           |
| Accrued Post Retirement Benefits<br>other than Pensions       | 26,385            | 25,021            |
| Deferred Liabilities  | 57,664            | 61,494            |
| Fund Balance  | 285,261           | 268,812           |
| <b>Total Liabilities and Fund Balance</b>                     | <b>\$ 622,783</b> | <b>\$ 617,427</b> |

**Summary Statement of Operating Revenues and Expenses**

| YEAR ENDED SEPTEMBER 30, 2000 (\$000 OMITTED)           | 2000           | 1999           |
|---|----------------|----------------|
| <b>Revenue from Services to Patients</b>                |                |                |
| Room, Board and Nursing                                 | \$ 282,616     | \$ 264,548     |
| Special Services-Inpatients                             | 377,805        | 354,228        |
| Outpatients   | 163,887        | 130,972        |
| Emergency Services Patients                             | 32,240         | 28,112         |
| <b>Total</b>  | <b>856,548</b> | <b>777,860</b> |
| <b>Deductions</b>                                       |                |                |
| Federal and State Government Discounts                  | 222,629        | 200,904        |
| Other Insurance Companies Discounts                     | 122,695        | 97,532         |
| Free Care and Uncompensated Services                    | 31,570         | 24,401         |
| <b>Total</b>  | <b>376,894</b> | <b>322,837</b> |
| Net Revenue from Services to Patients                   | 479,654        | 455,023        |
| <b>Operating Expenses</b>                               |                |                |
| Salaries  | 203,937        | 193,192        |
| Supplies and Other Expenses                             | 237,275        | 221,876        |
| Depreciation  | 27,471         | 26,012         |
| Interest  | 8,161          | 8,335          |
| <b>Total</b>  | <b>476,844</b> | <b>449,415</b> |
| Operating Gain Available for Debt<br>and Capital Needs  | 2,810          | 5,608          |
| Debt Repayment  | (3,790)        | (3,650)        |
| Balance for Equipment Replacement<br>and New Technology | \$ (980)       | \$ 1,958       |

**General Information Summary**

|                               | 2000    | 1999    |
|-------------------------------|---------|---------|
| Number of Patients Discharged | 40,697  | 39,113  |
| Patient Days of Care Provided | 215,811 | 208,334 |
| Average Length of Stay        | 5.30    | 5.33    |
| Average Daily Patient Census  | 590     | 571     |
| Volunteer Hours Donated       | 80,041  | 83,410  |

**Selected Diagnostic and Therapeutic Services**

|                                    | 2000      | 1999      |
|------------------------------------|-----------|-----------|
| Cardiology Procedures              |           |           |
| Coronary Angiography               | 2,788     | 2,656     |
| PTCA                               | 1,343     | 1,364     |
| EKG                                | 30,549    | 29,648    |
| Electrophysiology                  | 785       | 959       |
| Holter Monitor                     | 560       | 771       |
| Stress Testing                     | 3,744     | 3,174     |
| Diagnostic Imaging                 |           |           |
| CT Scan                            | 36,876    | 31,868    |
| MRI                                | 10,039    | 9,657     |
| Nuclear Medicine                   | 21,337    | 20,317    |
| Ultrasound                         | 40,582    | 34,744    |
| X-ray                              | 159,748   | 152,642   |
| Laboratory Procedures              |           |           |
| Blood Bank                         | 231,444   | 236,498   |
| Clinical Chemistry                 | 2,420,708 | 2,250,217 |
| Clinical Virology                  | 68,887    | 63,302    |
| Hematology                         | 500,697   | 484,936   |
| Immunology                         | 71,584    | 68,174    |
| Microbiology                       | 200,170   | 207,911   |
| Pheresis Transfusion Center        | 5,802     | 4,709     |
| Radiation Therapy Treatments       | 50,853    | 41,186    |
| Rehabilitation Services Treatments | 45,091    | 44,949    |
| Respiratory Care Ventilator Hours  | 401,016   | 368,162   |
| Surgery                            |           |           |
| Inpatient Cases                    | 11,296    | 11,242    |
| Outpatient Cases                   | 11,093    | 10,587    |

**Outpatient Clinic Visits**

|                                       | 2000           | 1999           |
|---------------------------------------|----------------|----------------|
| Primary Care Center                   | 41,688         | 43,412         |
| Women's Center                        | 53,300         | 54,133         |
| Medicine                              | 86,388         | 69,525         |
| Ophthalmology                         | 21,901         | 17,479         |
| Surgery                               | 20,974         | 19,287         |
| Pediatrics                            | 26,035         | 23,890         |
| Dermatology                           | 18,014         | 22,686         |
| Otolaryngology                        | 9,717          | 10,680         |
| Orthopedic                            | 25,879         | 24,921         |
| Dental                                | 6,683          | 6,674          |
| Urology                               | 6,218          | 6,266          |
| Psychiatric                           | 56             | 119            |
| <b>Total Outpatient Clinic Visits</b> | <b>316,853</b> | <b>299,072</b> |
| Emergency Services                    | 83,241         | 78,591         |
| Personnel Health                      | 20,021         | 20,016         |
| <b>Total Outpatient Visits</b>        | <b>420,115</b> | <b>397,679</b> |

**Inpatient Statistics (Discharges)**

|                         | 2000          | 1999          |
|-------------------------|---------------|---------------|
| <b>Adults</b>           |               |               |
| Medical                 | 23,099        | 21,750        |
| Surgical                | 7,984         | 7,438         |
| <b>Total Adults</b>     | <b>31,083</b> | <b>29,188</b> |
| <b>Total Pediatrics</b> | <b>4,823</b>  | <b>5,046</b>  |
| <b>Total Newborn</b>    | <b>4,791</b>  | <b>4,879</b>  |
| <b>Total Inpatient</b>  | <b>40,697</b> | <b>39,113</b> |

## Philanthropic and Other Support

| YEAR ENDED SEPTEMBER 30 (\$000 OMITTED)              | 2000             | 1999             |
|--|------------------|------------------|
| <b>Charitable Contributions</b>                      |                  |                  |
| Medical Equipment Fund                               | \$ 514           | \$ 490           |
| Construction and Renovation Fund                     | 78               | 26               |
| Fund for Care of the Indigent                        | 431              | 380              |
| Other Gifts  | 5,114            | 3,968            |
| <b>Subtotal</b>                                      | <b>6,137</b>     | <b>4,864</b>     |
| <b>Income and Appreciation<br/>on Invested Funds</b> | <b>17,891</b>    | <b>29,595</b>    |
| <b>Total Philanthropic and Other Support</b>         | <b>\$ 24,028</b> | <b>\$ 34,459</b> |

### Auxiliary Executive Committee



#### President

Sharon Shields

#### First Vice President

Marion Russell

#### Second Vice President

Ingrid Parri

#### Recording Secretary

Jean LaCamera

#### Corresponding Secretary

Eileen Coppola

#### Treasurer

Eleanor F. Jones

#### Gift Shop Co-Chairs

Audrey Levine

Elizabeth Barnes

#### Gift Shop Treasurer

Elizabeth Barnes

#### Toy Closets Co-Chairs:

Annie Garcia Kaplan, Ed.D.

Marjan Wackers

#### Administrative Liaison

T. Brian Condon

#### Project Committee Chair

Leatrice Malloy

#### Past President

Annie Garcia Kaplan, Ed.D.

### Auxiliary Board of Managers

Edith Berrios Milano

Lynne Bradstreet

Louise DiRuccio

Betty Fearon

Laurie Friedler

Miriam Klein

Debbie Klotzer

Judith Lahey

Leatrice Malloy

Joan Margolis

Luisa McCann

Wendy O'Brien

Chaplain Dolores O'Connell, D. Min.

Louise Ristaino

Rev. Owen Sanderson

Gloria Schoolfield

Gay Steinbach

Beverly Weinberg

**Management**



Joseph A. Zaccagnino  
*President and Chief Executive Officer*



Marna P. Borgstrom  
*Executive Vice President and  
Chief Operating Officer*

*Senior Vice Presidents*

Mark L. Andersen

*Technology and CIO*

T. Brian Condon

*Clinical Administration*

Edward J. Dowling

*Human Resources*

Sue Fitzsimons, R.N., Ph.D.

*Patient Services*

Peter N. Herbert, M.D.

*Medical Affairs*

Clayton Medeiros

*Marketing & Business  
Development*

Norman G. Roth

*Administration*

H. Bart Price

*Finance*

*Vice Presidents*

Alvin Johnson

*Employee Relations*

Thomas Leary

*Physician Development*

*Senior Vice Presidents*



Mark L. Andersen



T. Brian Condon



Edward J. Dowling



Sue Fitzsimons, R.N.



Peter N. Herbert, M.D.



Clayton Medeiros



Norman G. Roth



H. Bart Price

**Administration**

*Community & Government Affairs*

Kyle Ballou

*Community Health*

James E. Rawlings

*Engineering and Facilities Management*

William Mahoney

*Facilities Planning and*

*Administrative Services*

Stephen Merz

*Finance*

Steve Allegretto

*Heart Center*

R. Kyle Kramer

*Marketing & Communications*

William R. Gombeski

*Oncology Services*

Arthur Lemay

*Patient Services*

Karen Camp, R.N.

Bernadette Forget, R.N.

*Psychiatric Services*

Paul M. Haeberle

*Women's & Children's Services*

Diane Vorio, R.N.

**Administrative Departments**

*Accounting*

Charles Torre

*Clinical Effectiveness/Pharmacy*

Richard Lisitano

*Compensation and Benefits*

Joan Moon-Koehler

*Day Care Center*

Jody Platner

*Decision Support & Management*

*Systems*

Charles Torre, Jr.

*Development*

(vacant)

*Emergency Services*

John A. Schriver, M.D.

Roberta Chuong, R.N.

*Environmental Services*

Kent Zergiebel

*Financial Planning & Analysis*

Lisa Srada

*Food and Nutritional Services*

Melissa Zelazny

*Hearing and Speech*

Steven Leder

*Laboratory Medicine*

Denise Fiore

*Legal Affairs and Risk Management*

Sarah Cohn, Esq.

*Occupational Health Services*

Mark Russi, M.D.

*Physician Services*

Theresa Zinck

*Radiation Therapy*

Nicholas Papale

*Radiologic Technology*

Stephen Bencivengo

*Religious Ministries*

Rev. Margaret Lewis

*Respiratory Care and Rehabilitation*

*Services*

Michael Parisi

*Security Services*

Douglas Doyle

*Social Work*

Paula Crombie

*Training and Staffing*

(vacant)

*Volunteer Services*

Jeannette Hodge

Yale-New Haven Hospital's  
2000 Annual Report  
is published by the Office of  
Marketing and Communications  
Telephone: 203-688-2488  
Fax: 203-688-2491  
www.ynhh.org

Senior Vice President,  
Planning, Marketing and  
System Development:  
Clayton Medeiros

Administrative Director,  
Marketing and Communications:  
William R. Gombeski

Editor: Katherine Krauss

Design: Sopkin Design

Photography: Rob Lisak

Printing: MagnaPrint

Thanks to the Yale School of  
Nursing and the Medical  
Historical Library of the Yale  
University School of Medicine.

Published in the spring of 2001  
Copyright 2001, Yale-New  
Haven Hospital. All rights  
reserved. No part of this publi-  
cation may be reproduced or  
transmitted by any means or in  
any form without written per-  
mission from YNHH. An  
EEO/AAP employer.

If you received a duplicate copy  
of the annual report, please pass  
it along to a friend and send the  
label you would like deleted to:

Yale-New Haven Hospital  
Marketing and Communications  
20 York Street  
New Haven CT 06504

*Thank you...*

*For lifting the heart of a sick child.*

*For ensuring that the next family's burden is a little bit lighter.*

*For providing the equipment that skilled hands use to save lives.*

*For creating a world-class environment for healing.*

*For investing in the future of medicine.*

*For making sure the future is now.*

*For your faith in a cure.*

*For your passion.*

*For your vision.*

*You wanted to make a difference in the world, and you collaborated with us to do it.*

*Thank you for building a legacy of caring at Yale-New Haven Hospital.*

Yale-New Haven Hospital  
Office of Development  
20 York Street – GB545  
New Haven, CT 06504  
203.688.YNHH (9644)



*For more than a century, Yale-New Haven Hospital has been affiliated with the nursing schools in New Haven – The Connecticut Training School (1873-1926), the Grace School of Nursing (1896-1945), the Grace-New Haven School of Nursing (1945-1975) and the Yale School of Nursing (1923-present). These dolls from the 1940s have been on display in the nursing department at Yale-New Haven Hospital for more than half a century. All the nurse-dolls are dressed in Grace-New Haven School of Nursing uniforms from different periods.*

**1900-1925** This uniform was worn by the graduate nurse. The uniform was made of thin soft white linen with a very full, toe-length skirt. Very full petticoats were worn underneath. The sleeve was leg-o-mutton design. Black high shoes and white cotton stockings were also worn. A white crinoline cap completed the uniform.

**1900-1925** This uniform was worn during the three-month probationary or trial period. The uniform was made of blue gingham, toe-length with a very full linen apron and white starched collar. The sleeve was leg-o-mutton design. High black shoes and cotton stockings were worn with it.

**1925-1950** This uniform was worn during the pre-clinical period, or the first six months of school. The uniform was made of pink gingham material, with a detachable white starched collar, soft white cuffs and white buttons. White shoes and stockings completed the uniform.



1900

1925

1950

1975



**1925-75** This uniform was worn during the clinical period of nursing school. The uniform was made of blue gingham material, with a detachable white starched collar, soft white cuffs and white buttons. A white crinoline cap, white shoes and stockings completed the uniform. A black band was added to the cap during the senior year.

**1925-1975** This uniform was worn by graduates of the Grace-New Haven School of Nursing. The uniform was made of a white poplin material. A white crinoline cap with a black velvet band, white shoes and stockings completed the uniform.